

Delaware voters: Democracy is under attack

But big partisan divide on the causes

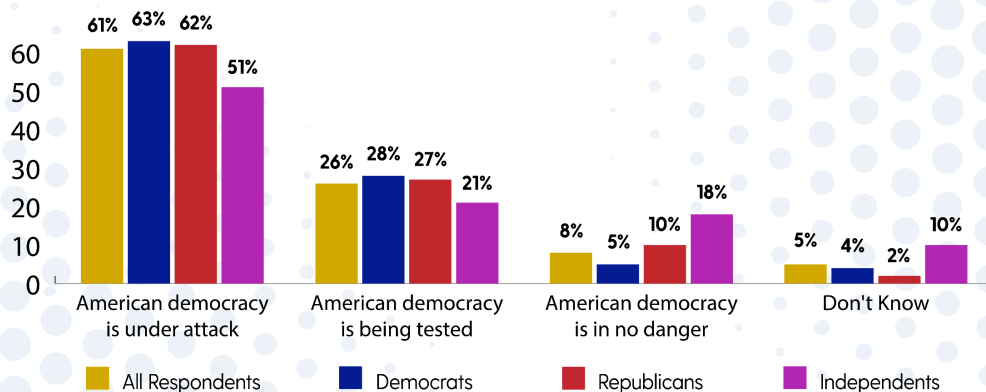
NEWARK, Del. — A majority of Delaware voters believe that American democracy is under attack, a view that Democrats and Republicans in the state share.

That’s according to a new University of Delaware Center for Political Communication poll, which finds that 61% of registered voters see democracy in danger. Of those polled, 63% of Democrats, 62% of Republicans, and 51% of Independents agree.

“It’s rare to find much that Democrats and Republicans agree on,” said Professor Phil Jones, research director of the Center for Political Communication. “But Delawareans from both parties are worried about the future of our democracy.”

Which of the following best describes your view of democracy in the United States today?

2022 Delaware Statewide Survey · 904 Registered Voters · September 14-29, 2022



Big partisan divide on the causes

Democrats and Republicans in the First State see very different problems with democracy. Overall, 63% of Delawareans say they are “very” or “somewhat” concerned about eligible voters not being allowed to vote; 55% say the same about voter fraud; and 49% worry the election will be rigged.

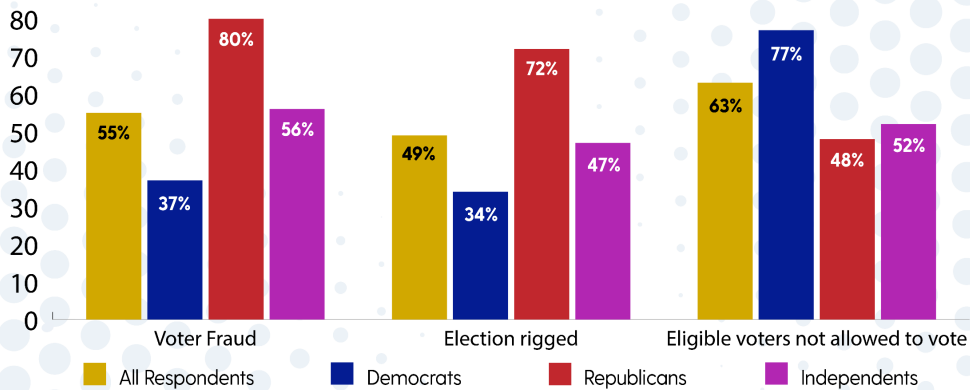
Those numbers look different among each party’s voters. Among Democrats, 77% see voter disenfranchisement as a concern, compared with less than half who are concerned with fraud (37%) or a rigged election (34%).

Among Republicans, that pattern is reversed: 80% are concerned with fraud, 72% that the election will be rigged, but less than half (48%) that voters will be prevented from casting a ballot. “Although voters from both parties agree democracy is in trouble, they disagree about why,” said Jones. “For Democrats, the problem is potential voters being turned away. For Republicans, it’s voter fraud or a stolen election.”

How concerned are you with voting problems affecting the election?

% who are very/somewhat concerned

2022 Delaware Statewide Survey · 904 Registered Voters · September 14-29, 2022



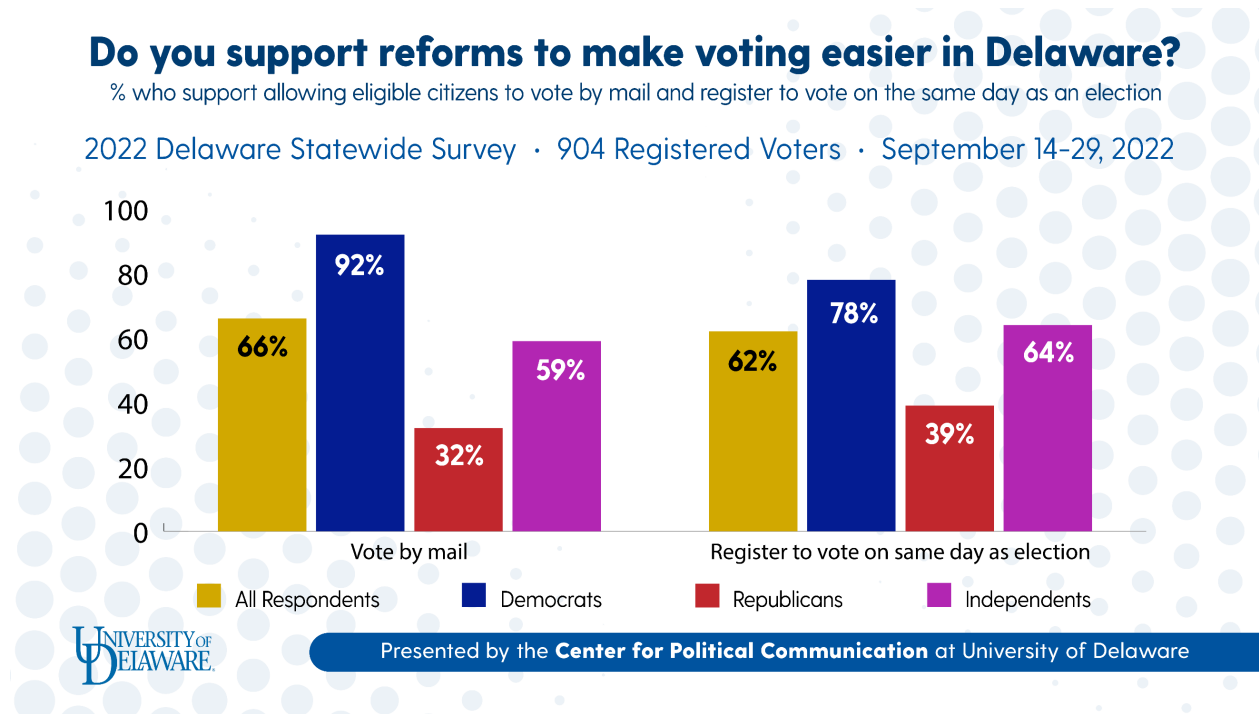
Presented by the **Center for Political Communication** at University of Delaware

Overall majority support for making voting easier, but partisans diverge

Large majorities of Delaware voters support two election reforms that were ruled unconstitutional by the state Supreme Court earlier this month. Overall, 66% favor allowing eligible citizens to vote by mail, and 62% support Election Day registration in the state.

Voter support differs by party again. 92% of Democrats support vote by mail, compared with just 32% of Republicans. 78% of Democrats favor Election Day registration, compared with 39% of Republicans.

“The poll suggests most Delawareans think voting should be made easier,” said Jones. “But large majorities of Republican voters agree with the Supreme Court’s ruling on these laws”.



About the study

The 2022 Delaware Statewide Voter Survey was funded by the University of Delaware's Center for Political Communication (CPC) with support from the College of Arts and Sciences. The study was supervised by the CPC's Research Director, Phil Jones, a professor in the Department of Political Science and International Relations.

The study was fielded by Issues & Answers Network and obtained telephone interviews with a representative sample of 904 registered voters in Delaware. 59% of respondents

were interviewed on a landline telephone and 41% were interviewed on a cell phone. Interviewing was conducted from September 14-29, 2022 in English. Samples were drawn from a list of Delaware registered voters.

Statistical results are weighted by gender, age, race, Hispanic identity, and county to match the population parameters of the adult population in Delaware. The margin of sampling error for the sample of registered voters is ± 3.3 percentage points. Overall, the cooperation rate was 5.0% among cell phone users and 4.8% among landline users.

Please contact Phil Jones at pejones@udel.edu for more details about the survey's methodology.

UNIVERSITY OF DELAWARE CENTER FOR POLITICAL COMMUNICATION
 2022 DELAWARE VOTERS SURVEY

FINAL TOPLINE

September 14–29, 2022

N = 904 Delaware Registered Voters

Which of the following best describes your view of democracy in the United States today? American democracy is...

	...under attack	...being tested but is not under attack	...in no danger	Don't know
ALL RESPONDENTS	61%	26%	8%	5%
Democrats (54%)	63%	28%	5%	4%
Republicans (39%)	62%	27%	10%	2%
Independents (7%)	51%	21%	18%	10%

Note: Not all rows sum to 100% due to rounding. Party “leaners” are included as Democrats/Republicans.

Please tell me how concerned you feel about each of the following happening in this year's general election. Voter fraud

	Very/ somewhat concerned	Not too/ Not at all concerned	Don't know
ALL RESPONDENTS	55%	44%	2%
Democrats (54%)	37%	62%	1%
Republicans (39%)	80%	18%	2%
Independents (7%)	56%	43%	1%

Note: Not all rows sum to 100% due to rounding. Party "leaners" are included as Democrats/Republicans.

Please tell me how concerned you feel about each of the following happening in this year’s general election. The election being rigged.

	Very/ somewhat concerned	Not too/ Not at all concerned	Don’t know
ALL RESPONDENTS	49%	49%	2%
Democrats (54%)	34%	64%	2%
Republicans (39%)	72%	26%	3%
Independents (7%)	47%	51%	2%

Note: Not all rows sum to 100% due to rounding. Party “leaners” are included as Democrats/Republicans.

Please tell me how concerned you feel about each of the following happening in this year’s general election. Eligible voters not being allowed to vote.

	Very/ somewhat concerned	Not too/ Not at all concerned	Don’t know
ALL RESPONDENTS	63%	33%	3%
Democrats (54%)	77%	22%	2%
Republicans (39%)	48%	46%	6%
Independents (7%)	52%	46%	1%

Note: Not all rows sum to 100% due to rounding. Party “leaners” are included as Democrats/Republicans.

Do you support or oppose allowing eligible citizens to vote by mail in Delaware elections?

	Support	Oppose	Don't know
ALL RESPONDENTS	66%	31%	3%
Democrats (54%)	92%	6%	2%
Republicans (39%)	32%	64%	4%
Independents (7%)	59%	32%	10%

Note: Not all rows sum to 100% due to rounding. Party “leaners” are included as Democrats/Republicans.

Do you support or oppose allowing eligible citizens to register to vote on the same day as the election in Delaware?

	Support	Oppose	Don't know
ALL RESPONDENTS	62%	34%	4%
Democrats (54%)	78%	17%	5%
Republicans (39%)	39%	59%	3%
Independents (7%)	64%	32%	5%

Note: Not all rows sum to 100% due to rounding. Party "leaners" are included as Democrats/Republicans.