



Survey shows partisan and gender divides in perceptions of scientists, gender bias in science

FOR IMMEDIATE RELEASE

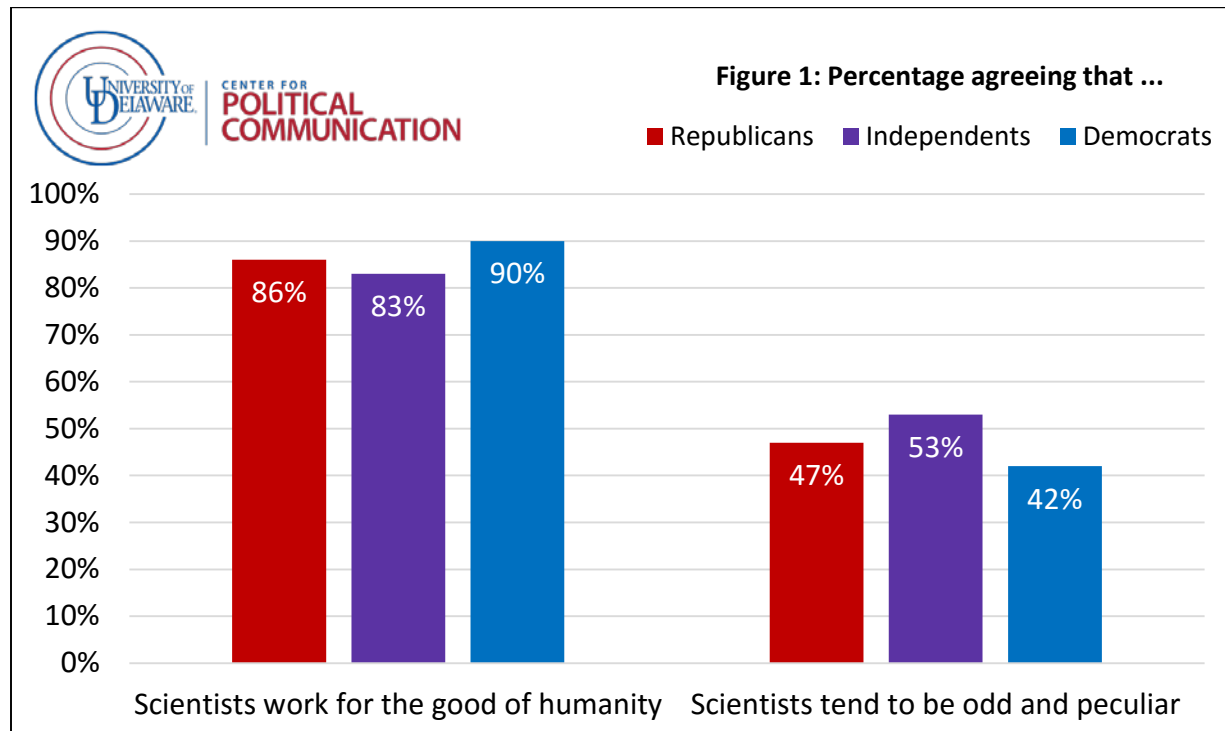
August 5, 2016

For more information or to discuss the results, contact: Peter Bothum, Office of Communications and Public Affairs (302) 831-1418

Science is a prominent topic in the 2016 presidential campaign, with Hillary Clinton proclaiming, “I believe in science,” in her July 28 nomination acceptance at the Democratic National Convention.

A national survey by the University of Delaware’s Center for Political Communication, conducted in July 2016, shows that most Americans have favorable views of scientists. Fully 84% of those surveyed agree that scientists are dedicated people who work for the good of humanity, while only 14% disagree. Fewer than half (47%) agree that scientists tend to be odd and peculiar people, whereas 50% disagree.

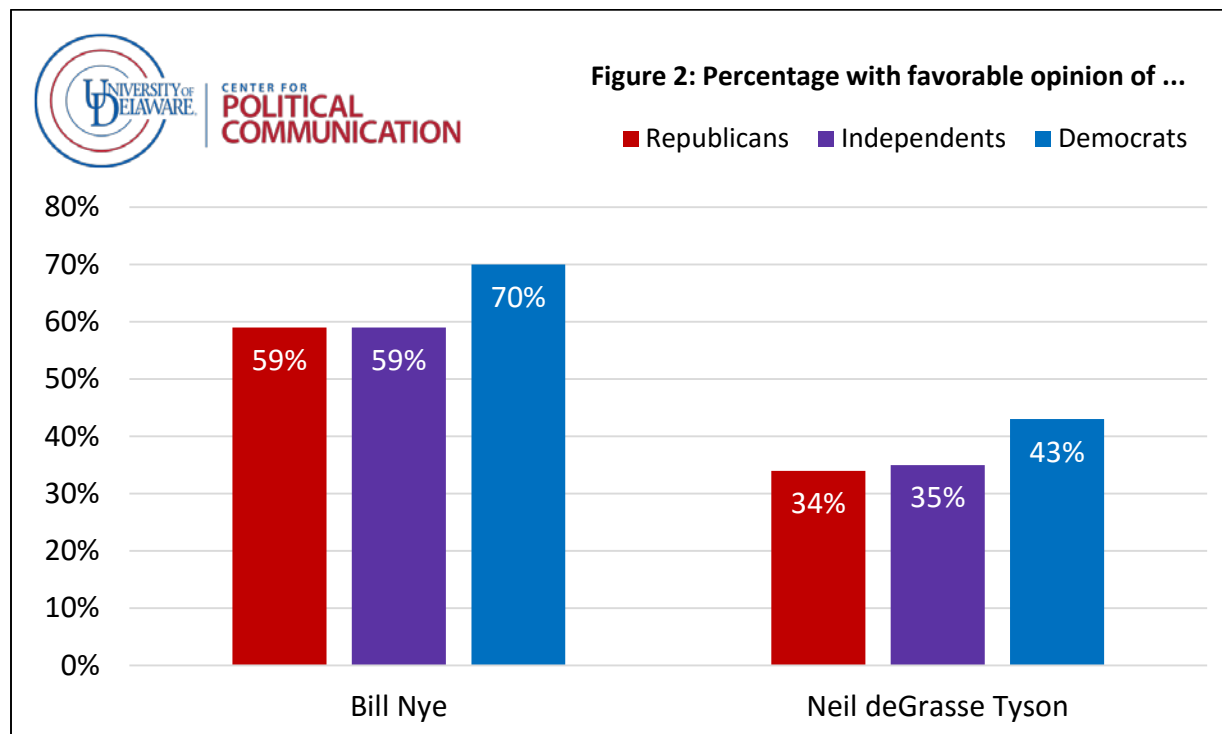
Yet there is a party divide in perceptions of scientists. Among Democrats, 90% agree that that scientists are dedicated people who work for the good of humanity, with 53% strongly agreeing. Among Republicans, 86% agree with this, but only 43% strongly agree.



Also, 47% of Republicans agree that scientists tend to be odd and peculiar, compared to 42% of Democrats. Independents hold the least favorable views of scientists, with 83% agreeing that scientists are dedicated people who work for the good of humanity and 53% agreeing that scientists tend to be odd and peculiar.

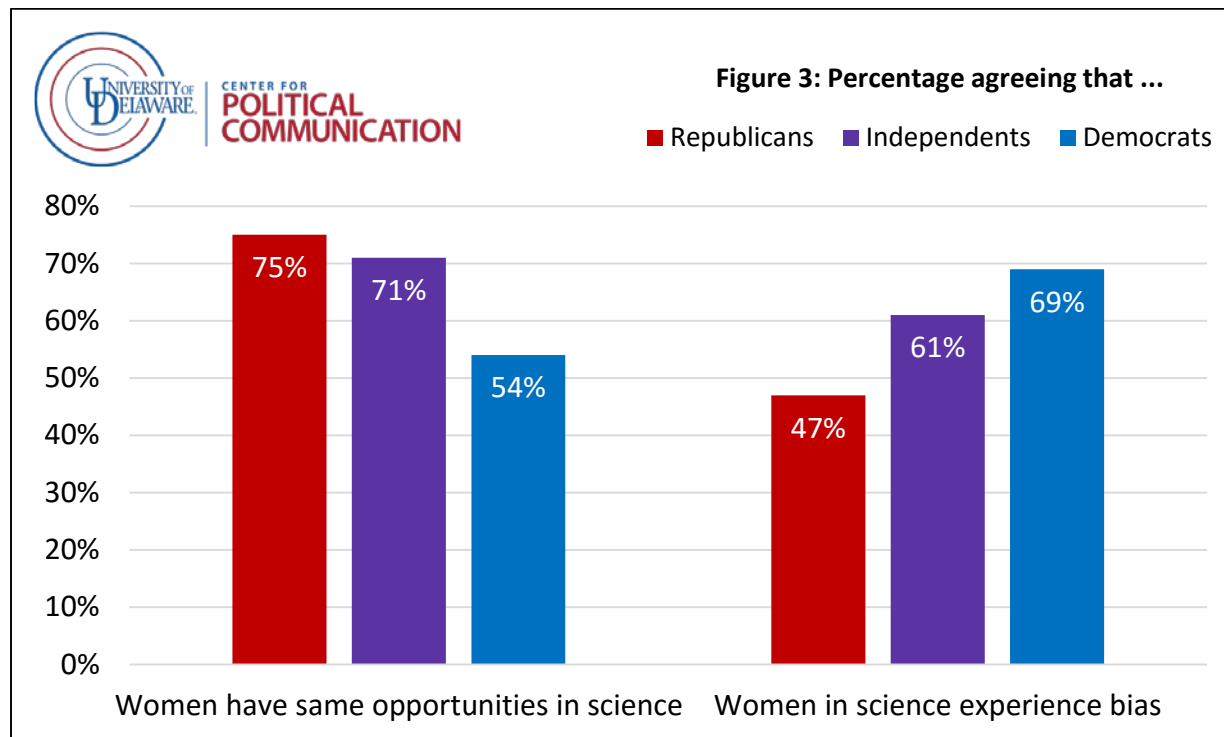
A clear majority of those polled (60%) hold favorable views of Bill Nye, “the Science Guy,” with only 19% viewing him negatively (21% had no opinion). Respondents also view astrophysicist and talk show host Neil deGrasse Tyson more positively (38%) than negatively (23%), though 38% had no opinion about him.

Democrats have more favorable opinions about Nye and Tyson than either independents or Republicans. Fully 70% of Democrats view Nye favorably, and 43% view Tyson favorably. Meanwhile 59% of Republicans and independents view Nye favorably. Slightly more than a third of Republicans (34%) and independents (35%) view Tyson favorably. Both Nye and Tyson have spoken out publicly about topics such as evolution and climate change.

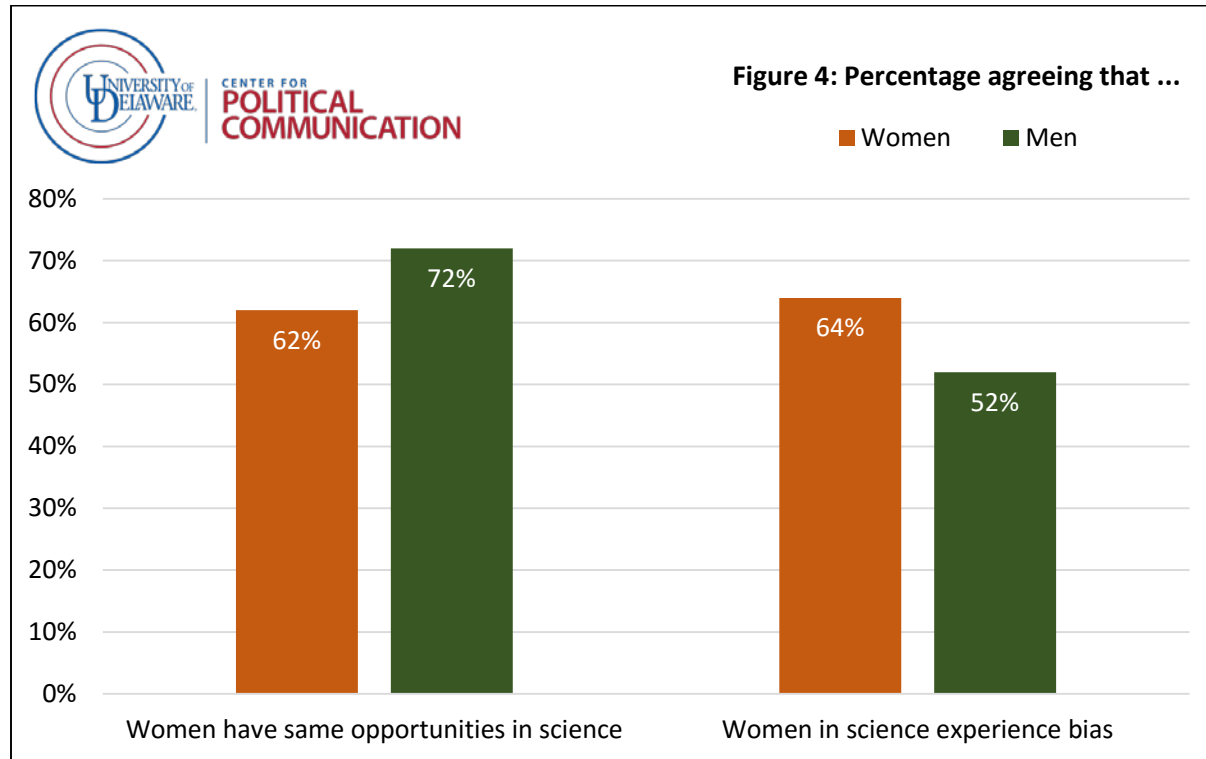


Americans are divided in how they view opportunities for and bias against women working in science. Two-thirds (67%) of those surveyed agree that women have the same opportunities as men to succeed in science, with only 30% disagreeing. At the same time, a substantial majority (58%) agree that women who work in science are likely to experience bias based on their gender, with 36% disagreeing.

Republicans (75%) are much more likely than Democrats (54%) to agree that women have the same opportunities as men to succeed in science. Meanwhile, Democrats (69%) are much more likely than Republicans (47%) to agree that women working in science experience gender bias.



There is a clear gender gap in perceptions of opportunities for and bias against women working in science. Fully 72% of men agree that women have the same opportunities as men to succeed in science, compared to 62% of women. Meanwhile, women (64%) are more likely than men (52%) to agree that women working in science experience bias based on their gender.



About the study

The National Agenda Opinion Project research was funded by the University of Delaware's Center for Political Communication (CPC) and the William P. Frank Foundation. The study was supervised by the CPC's Director, Paul Brewer, a professor in the Departments of Communication and Political Science & International Relations.

Results are based on telephone interviews with a representative national sample of 900 adult U.S. residents. Telephone interviews were conducted by landline (450) and cell phone (450, including 253 without a landline phone). The survey was conducted under supervision of the Center for Political Communication by Princeton Survey Research Associates International. The data were collected from July 6-13, 2016. Statistical results are weighted to correct known demographic discrepancies. The margin of sampling error for the complete set of weighted data is ± 4.2 percentage points.

Readers should be aware that in addition to sampling error, question wording and practical difficulties in conducting surveys can introduce error or bias into the findings of public opinion polls.

Please contact Paul Brewer at (302) 831-7771 for more details about the survey's methodology.

UNIVERSITY OF DELAWARE CENTER FOR POLITICAL COMMUNICATION
JULY 2016 NATIONAL AGENDA POLL
FINAL TOPLINE
July 6-13, 2016
N =900 U.S. Adult Residents

Note: Not all columns sum to 100% due to rounding. Results by party do not include respondents who volunteered “no preference/other party” or who did not know/refused to provide party identification.

Now, please tell how strongly you agree or disagree with each of the following statements: Scientists are dedicated people who work for the good of humanity.

	Strongly agree	Agree	Disagree	Strongly disagree	Don't know/ Refused
ALL RESPONDENTS	44	40	9	5	2
Republicans	43	44	9	4	1
Democrats	53	37	7	3	0
Independents	42	42	10	5	2
Women	45	40	10	3	2
Men	42	41	9	7	2

Now, please tell how strongly you agree or disagree with each of the following statements: Scientists tend to be odd and peculiar people.

	Strongly agree	Agree	Disagree	Strongly disagree	Don't know/ Refused
ALL RESPONDENTS	12	35	37	23	4
Republicans	13	34	25	25	3
Democrats	9	33	33	21	5
Independents	14	40	24	21	2
Women	11	31	31	23	4
Men	13	39	23	22	3

Now, please tell how strongly you agree or disagree with each of the following statements: Women have the same opportunities as men to succeed in science.

	Strongly agree	Agree	Disagree	Strongly disagree	Don't know/ Refused
ALL RESPONDENTS	35	32	15	15	3
Republicans	43	32	15	9	2
Democrats	25	29	21	24	2
Independents	34	37	13	15	1
Women	31	31	18	19	1
Men	39	32	13	11	4

Now, please tell how strongly you agree or disagree with each of the following statements: Women who work in science are likely to experience bias based on their gender.

	Strongly agree	Agree	Disagree	Strongly disagree	Don't know/ Refused
ALL RESPONDENTS	23	36	19	17	6
Republicans	19	28	28	21	4
Democrats	30	39	13	15	3
Independents	22	40	17	15	6
Women	26	38	18	14	4
Men	19	33	19	21	9

Is your overall opinion of astrophysicist and talk show host Neil deGrasse Tyson very favorable, mostly favorable, mostly unfavorable, or very unfavorable?

	Very favorable	Mostly favorable	Mostly unfavorable	Very unfavorable	Never heard of/can't rate
ALL RESPONDENTS	13	26	13	10	38
Republicans	8	26	12	9	44
Democrats	19	34	9	9	28
Independents	11	24	17	11	36
Women	11	25	14	7	42
Men	14	27	12	13	34

Is your overall opinion of Bill Nye the Science Guy very favorable, mostly favorable, mostly unfavorable, or very unfavorable?

	Very favorable	Mostly favorable	Mostly unfavorable	Very unfavorable	Never heard of/can't rate
ALL RESPONDENTS	24	36	11	8	21
Republicans	13	45	12	12	17
Democrats	29	41	8	6	16
Independents	26	33	14	7	20
Women	26	36	9	6	24
Men	22	37	14	10	18